











































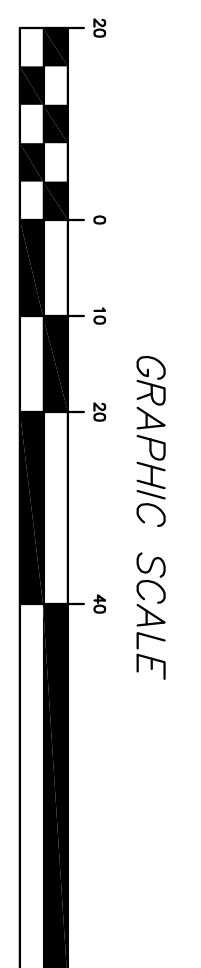
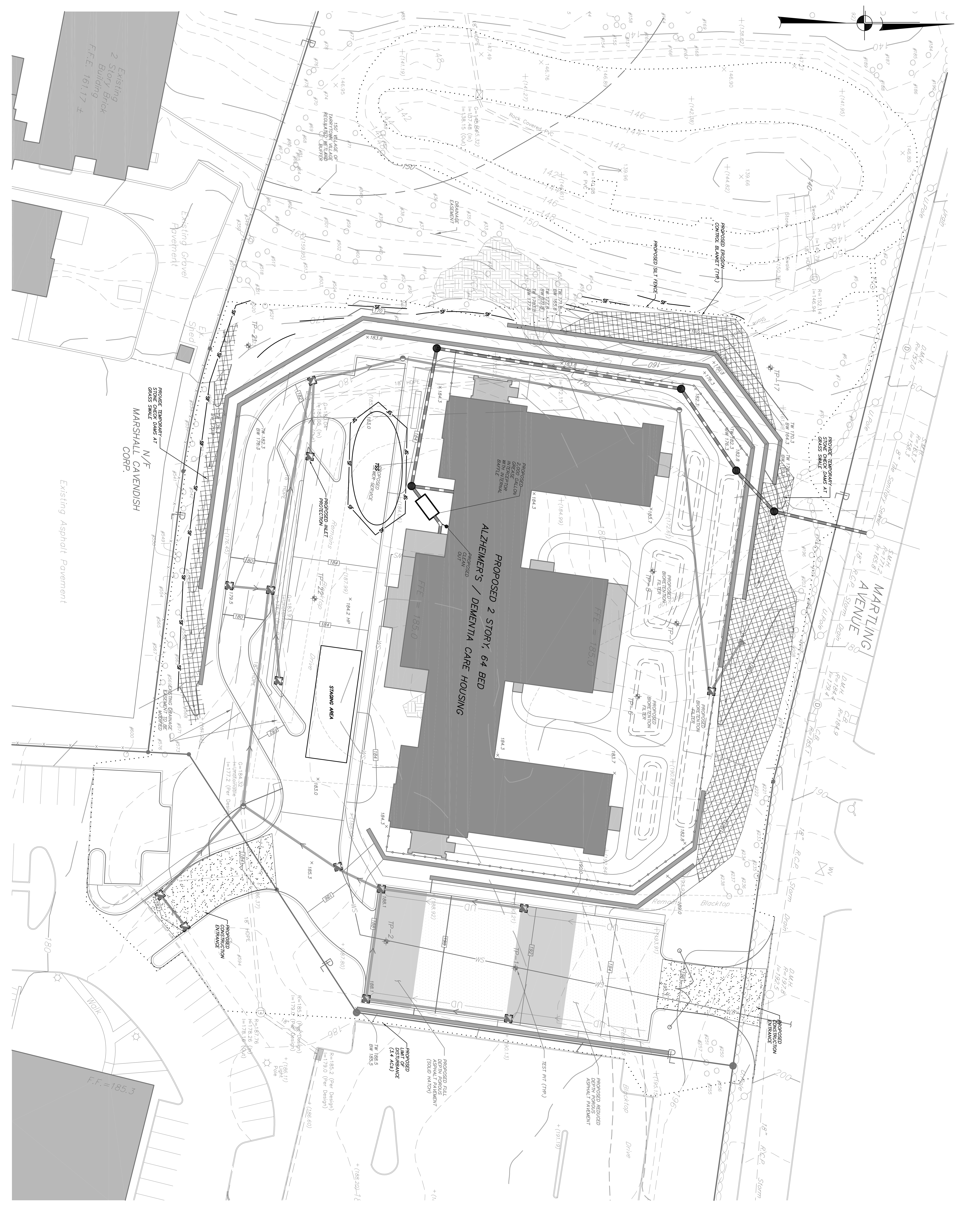



LEGEND

	EXISTING PROPERTY LINE
	EXISTING STONEWALL
	EXISTING RETAINING WALL
	EXISTING RETAINING WALL
	EXISTING EDGE OF PAVEMENT
	EXISTING CONCRETE CURB
	EXISTING ROCK
	EXISTING POST MOUNTED LIGHT
	EXISTING SWALE
	EXISTING METAL FENCE
	EXISTING UTILITY POLE
	EXISTING 10' CONTOUR
	EXISTING 2' CONTOUR
	EXISTING UNDERGROUND DRAINAGE PIPE
	EXISTING CATCH BASIN/DRAIN INLET
	EXISTING SEWER MANHOLE
	EXISTING DRAINAGE MANHOLE
	EXISTING HYDRANT
	EXISTING GAS VALVE
	EXISTING WATER VALVE
	PROPOSED CONCRETE CURB
	PROPOSED EDGE OF SIDEWALK
	PROPOSED RETAINING WALL
	PROPOSED FENCE
	PROPOSED 10' CONTOUR
	PROPOSED 2' CONTOUR
	PROPOSED SPOT ELEVATION
	PROPOSED TOP OF WALL & BOTTOM OF
	WALL ELEVATIONS
	PROPOSED DRAINAGE MANHOLE
	PROPOSED DRAINAGE MANHOLE
	PROPOSED CATCH BASIN
	PROPOSED OUTLET STRUCTURE
	PROPOSED WATER RATE VALVE
	PROPOSED FIRE HYDRANT
	PROPOSED WELL
	PROPOSED WATER SHUT OFF VALVE
	PROPOSED WATER VALVE
	PROPOSED DRAINAGE PIPE
	PROPOSED SIT FENCE
	PROPOSED INLET PROTECTION
	PROPOSED LIMITS OF DISTURBANCE
	PROPOSED CONSTRUCTION ENTRANCE
	PROPOSED TEMPORARY SOIL STORAGE



ATTENTION: THIS DOCUMENT, UNLESS BORN THE DIRECTION OF A LICENSED PROFESSIONAL ENGINEER, IS A VIOLATION OF THE STATE ENGINEING ACT OF 1968 AND THE PENALTY THEREOF.

NO.	DATE	REVISION	BY
 <p>SINSITE ENGINEERING & ARCHITECTURE P.C. 3 Connet Plaze (940) 225-8688 1711 W. Wall Street Ft. Worth, TX 76104</p>			
PROJECT:	ARTS SENIOR LIVING OF TARRANTOWN	DRAWING NO.	SP-5
DRAWING:	EROSION & SEDIMENT CONTROL PLAN	SHEET	8
PROJECT NUMBER:	17200.100	PROJECT MANAGER:	R.D.W.
DATE:	1-23-19	DRAWN BY:	J.J.C.
SCALE:	1" = 20'	CHECKED BY:	